



Private Wealth

FUNDS FLASH NOTE
As of 03/02/2022

Fund in Focus:

Fidelity Global Financial Services Fund

Investment Objective:

•The Fund aims to provide investors with long-term capital growth, principally through investment in the equity securities of companies throughout the world which are involved in providing financial services to consumers and industry. As this Fund may invest globally, it may be exposed to countries considered to be emerging markets. The Fund is actively managed.

•The Investment Manager will, when selecting investments for the Fund and for the purposes of monitoring risk, reference MSCI AC World Financials Index (the "Index") as the Index constituents are representative of the type of companies the Fund invests in. The Fund's performance can be assessed against its Index.

Why This Fund:

•The fund offers a hedge and diversification need for investors through the financial sector as it tends to outperform amidst a higher inflationary and rising interest rates environment.

•The fund (black line) outperformed its benchmark (delivered alpha) MSCI ACWI financials index (orange line) in excess of 5%; over the past 3 years through active stock-picking (first chart below).

•The fund generated cumulative total returns of 94.30%, or 11.79% annualized returns since its inception in February 2016. It is currently ranked 33/77 by Citywire (an independent data provider) amongst the global peers it tracks for generating highest total returns over the last 5yrs (second chart below).

•The fund has a four star Morningstar rating.

Jake Damien Chow, CMT (Chartered Market Technician)
Portfolio Manager, Discretionary Portfolio Management

Fund House
FIL Investment Management

NAV per unit
SGD 1.9430 (2 Feb) - Acc share class

Geographical Focus
Global

Risk Profile
High - Equities (P3)

Fund Manager
Sotiris Boutsis

Bloomberg Ticker
FGFAASG LX (Accumulation - SGD)
ISIN
LU1363072403 (Accumulation - SGD)

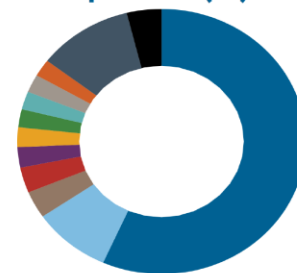
Inception date (share class)	19 Feb 2016
Annual management fees	1.50%
Annualised returns (3yr)	14.12%
Volatility (3yr)	19.19%
Sharpe ratio (3yr)	0.78
Information ratio (3yr)	0.30
Sortino ratio (3yr)	0.68

Click on [factsheet](#) & [product highlight sheet](#)

Source: Bloomberg 2 Feb 2022

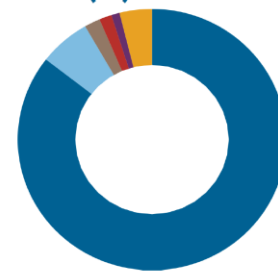
Portfolio Characteristics:

Geographic Exposure (%)



	Fund	Index
USA	56.7	46.5
United Kingdom	8.8	4.5
France	3.3	2.1
Sweden	3.1	2.0
Switzerland	2.5	2.7
India	2.4	2.4
Netherlands	2.2	0.9
Hong Kong	2.2	2.2
China	2.2	3.8
Italy	2.1	1.4
Others	10.7	31.5
Cash*	3.9	

Sector Exposure (%)



	Fund	Index
Financials	85.5	100.0
Information Technology	6.2	0.0
Consumer Discretionary	1.9	0.0
Industrials	1.5	0.0
Communication Services	1.0	0.0
Cash*	3.9	

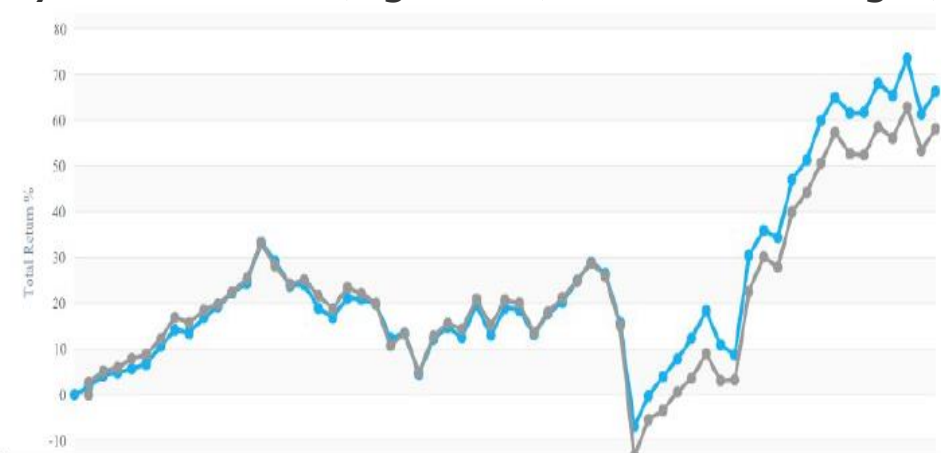
Source: Fidelity International, 2 Feb 2022

3yr Performance vs MSCI ACWI Financials Index (SGD)



Source: Bloomberg, CGS-CIMB Private Wealth 2 Feb 2022

5yr Total Return (Light Blue) vs Sector Average (Grey)



Source: Citywire, 2 Feb 2022

Key Risks

Type	Key Risks
Fixed Income Funds	<ul style="list-style-type: none"> • Investor will be exposed to credit risk of the issuer. Investor will incur losses to their investment if the issuer is unable to meet their contractual obligations or failure to repay the loan. • Investor will be exposed to interest rate risk. Investor is at risk of suffering losses from an adverse change in interest rate. • Investor will be exposed to inflation risk. An investment return's purchasing power will be affected by inflation rates • Investor will be exposed to liquidity risk. Investor face a risk of not being able to sell an investment that is declining in value • Investor will be exposed to country risk. Adverse change in geopolitical environments may result in a decline of an investment's value resulting in losses
Equities Funds	<ul style="list-style-type: none"> • Investor will be exposed to equity market risk. Adverse changes in the underlying asset will result in investor suffering losse • Investor will be exposed to liquidity risk. Investor face a risk of not being able to sell an investment that is declining in value • Investor will be exposed to country risk. Adverse change in geopolitical environments may result in a decline of an investment's value resulting in losses
Multi-Asset Funds	<ul style="list-style-type: none"> • Investor will be exposed to currency risk. An investor will incur losses due to an adverse change in exchange rates • Investor will be exposed to credit risk of the issuer. Investor will incur losses to their investment if the issuer is unable to meet their contractual obligations or failure to repay the loan • Investor will be exposed to interest rate risk. Investor is at risk of suffering losses from an adverse change in interest rate • Investor will be exposed to inflation risk. An investment return's purchasing power will be affected by inflation rates • Investor will be exposed to equity market risk. Adverse changes in the underlying asset will result in investor suffering losses • Investor will be exposed to liquidity risk. Investor face a risk of not being able to sell an investment that is declining in value • Investor will be exposed to country risk. Adverse change in geopolitical environments may result in a decline of an investment's value resulting in losses • Investor will be exposed to equity market risk. Adverse changes in the underlying asset will result in investor suffering losses

Disclaimer

This material has been prepared by CGS-CIMB Securities (Singapore) Pte. Ltd. ("CGS-CIMB"). The information contained in this material is intended for CGS-CIMB's clients only and this material is not directed to, or intended for distribution to or use by any person or entity who is a citizen or resident of or located in any jurisdiction where this material's distribution, publication, availability or use would be contrary to law or regulation.

By receiving this material, you agree and acknowledge that:

(1) This material (a) is current as at the indicated date and that any information or opinions expressed in this material are subject to change without notice. CGS-CIMB does not undertake any obligation to update this material; (b) is prepared from publicly available information believed to be reliable, but CGS-CIMB makes no representation as to its adequacy, accuracy, completeness, reliability or fairness; (c) is provided to you for general information only and should not be used or relied on as a recommendation or basis for making any specific investment, business or commercial decision. It is intended for circulation amongst CGS-CIMB's clients generally and does not have regard to the specific investment objectives, financial situation and the particular needs of any specific person who may receive this material; (d) does not constitute in any jurisdiction an offer or solicitation to buy or sell, or to subscribe for any securities or investment products, or an invitation or a recommendation to enter into any transaction; (e) may contain either a link to the full text of research report prepared by CGS-CIMB's research analyst or an extract from such research report. There could be commentary or opinion made in this material which is based on such research report. Accordingly, such link or extract is for your ease of reference and convenience only. It is not intended to be a comprehensive explanation of the securities or investment products described herein. Such commentary or opinion may differ from, or be inconsistent with the views of CGS-CIMB's research analyst who publishes such research report; (f) is categorised as non-independent for the purposes of CGS-CIMB and therefore does not provide an impartial or objective assessment of the subject matter and does not constitute independent research. Consequently, the information contained in this material has not been prepared in accordance with legal requirements designed to promote the independence of research. Therefore, such information is considered a marketing communication;

(2) All securities and investment products contain risks and may not be suitable for everyone. You should consult with a lawyer, tax advisor, financial adviser or other professional adviser to determine what may be best for your individual needs. You should read the relevant offering documents of the securities or investment products (including the prospectus, product highlight sheet and fund/ product fact sheet detailing the full risk factors stated therein) before investing;

(3) No part of this material may be copied in any form or by any means, or redistributed without CGS-CIMB's prior express consent; and

(4) CGS-CIMB makes no representation, warranty or guarantee as to, and shall not be responsible for, the accuracy or completeness of the information contained in this material. None of CGS-CIMB, its affiliates and their respective directors, employees, officers and representatives shall be liable in any manner whatsoever for any consequences (including but not limited to any direct, indirect or consequential losses, loss of profits and damages) of any reliance thereon.